

INTERNATIONAL HIGHER EDUCATION IN THE UK

VIVIENNE STERN
DIRECTOR, UUK INTERNATIONAL

WE ARE INTERNATIONAL

- **1 IN EVERY 6 STUDENTS AT UK UNIVERSITIES ARE FROM OUTSIDE THE UK – OVER 436,000 STUDENTS.**
- **MORE THAN 25% OF UK'S UNIVERSITY STAFF ARE FROM OUTSIDE THE UK - 55,000 PEOPLE FROM OVER 180 COUNTRIES**
- **MORE THAN HALF OF ALL UK RESEARCH OUTPUTS HAVE AN INTERNATIONAL CO-AUTHOR**
- **710,000 STUDENTS REGISTERED ON UK PROGRAMMES OVERSEAS**



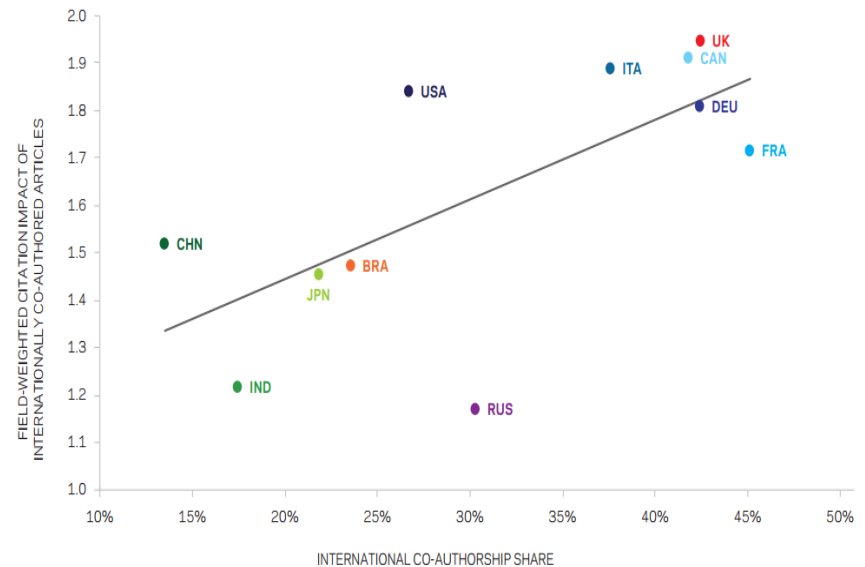
INTERNATIONALISATION AND EXCELLENCE

- INTERNATIONALLY CO-AUTHORED RESEARCH MORE HIGHLY CITED
- INTERNATIONALLY MOBILE RESEARCHERS MORE PRODUCTIVE
- INTERNATIONALLY MOBILE GRADUATES MORE EMPLOYABLE
- INTERNATIONAL MEASURES IN RANKINGS



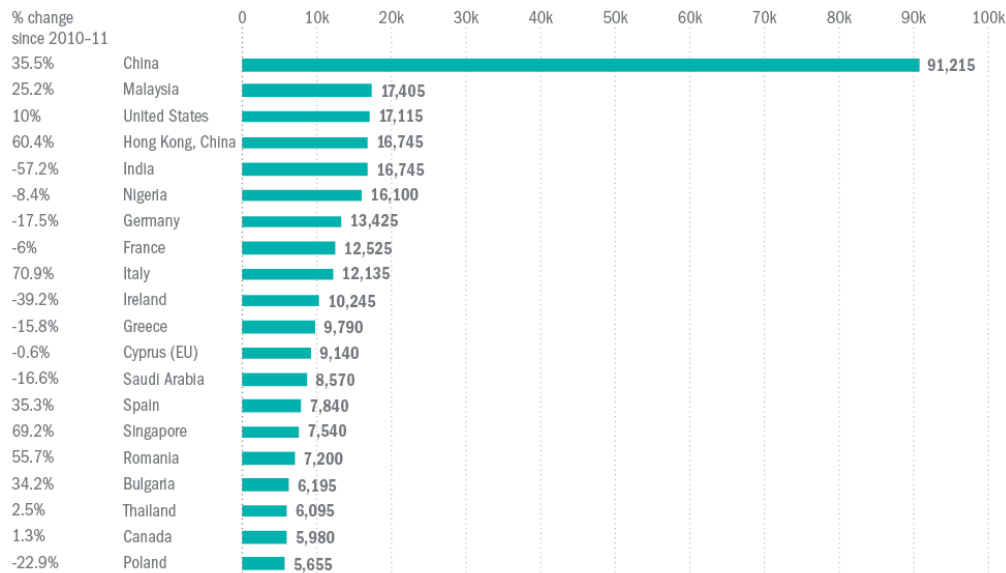
TRENDS: AN OVERVIEW

- **30% GROWTH IN CO-AUTHORED ARTICLES IN THE LAST DECADE**
- **65% INCREASE IN RESEARCH INCOME FROM INTERNATIONAL SOURCES IN LAST 5 YEARS**
- **13% GROWTH IN UK TNE IN THE LAST TWO YEARS**
- **50% INCREASE IN ERASMUS MOBILITY SINCE 2007/8**
- **SHIFT IN INSTITUTIONAL PRIORITIES: PARTNERSHIPS, MOBILITY, DIVERSIFICATION**



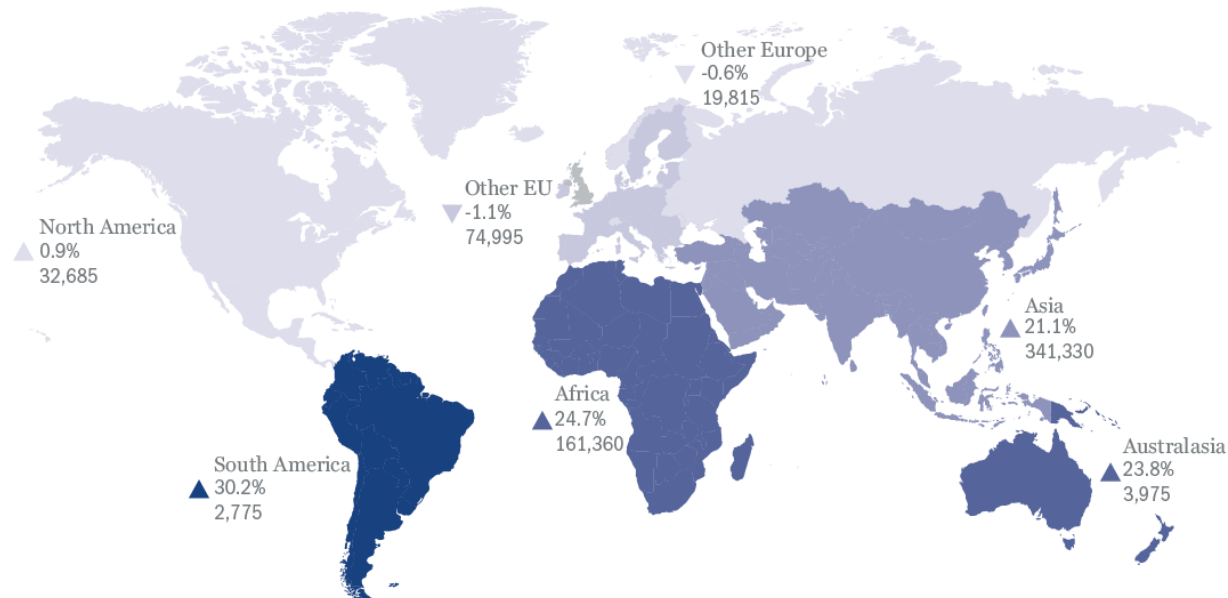
INBOUND STUDENTS

Figure 5: Top 20 countries of student origin 2015-16



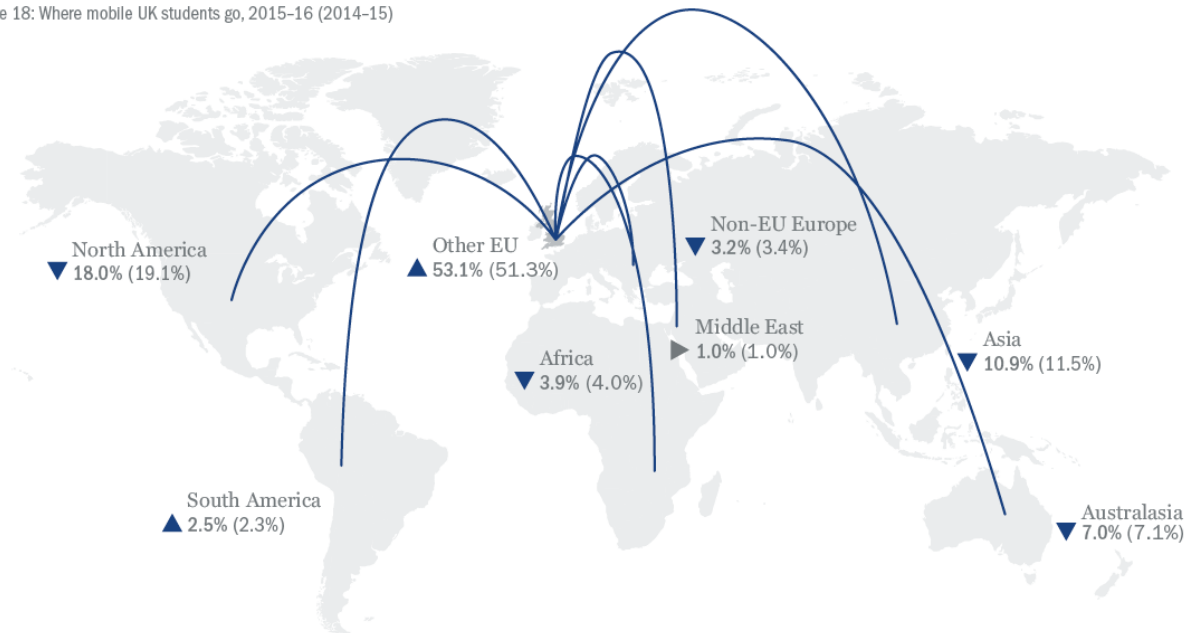
SHIFTS IN TNE PATTERNS

Figure 25: Location of UK HE TNE students, 2015-16 and percentage change since 2012-13



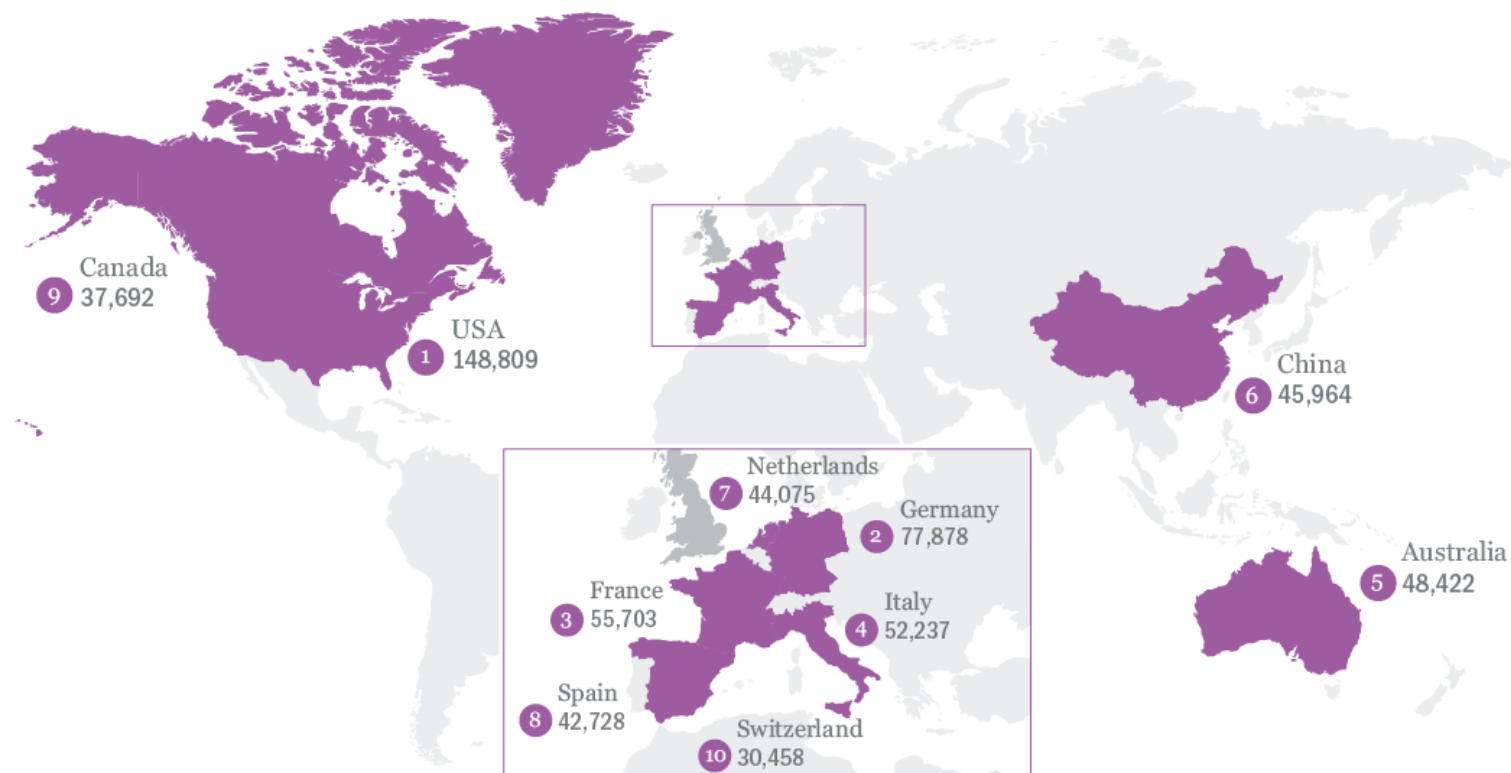
OUTBOUND MOBILITY

Figure 18: Where mobile UK students go, 2015-16 (2014-15)



PATTERNS OF RESEARCH COLLABORATION

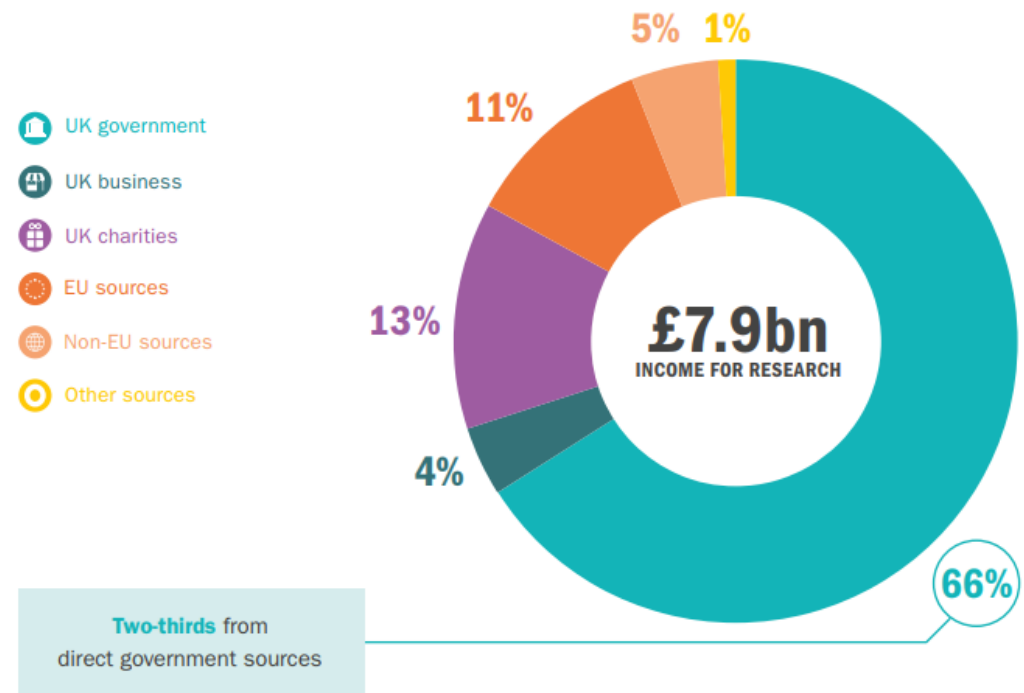
Figure 33: Top 10 research collaboration partners, 2011–16



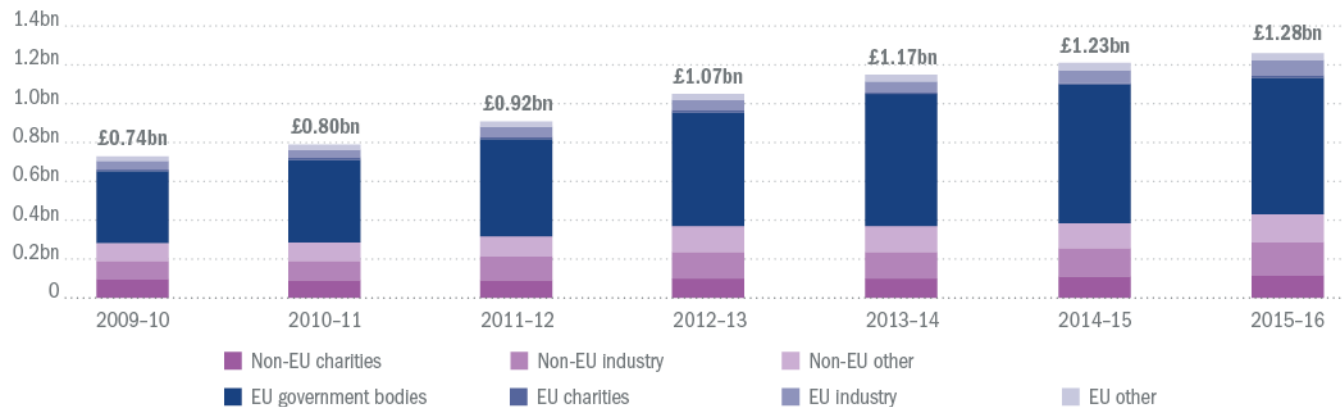
RESEARCH FUNDING LANDSCAPE IN THE UK

- Public research funding is mostly allocated via a 'dual support' system;
- Diverse sources of research funding
 - Includes rapidly growing international income
 - Income from business; charities and philanthropic sources

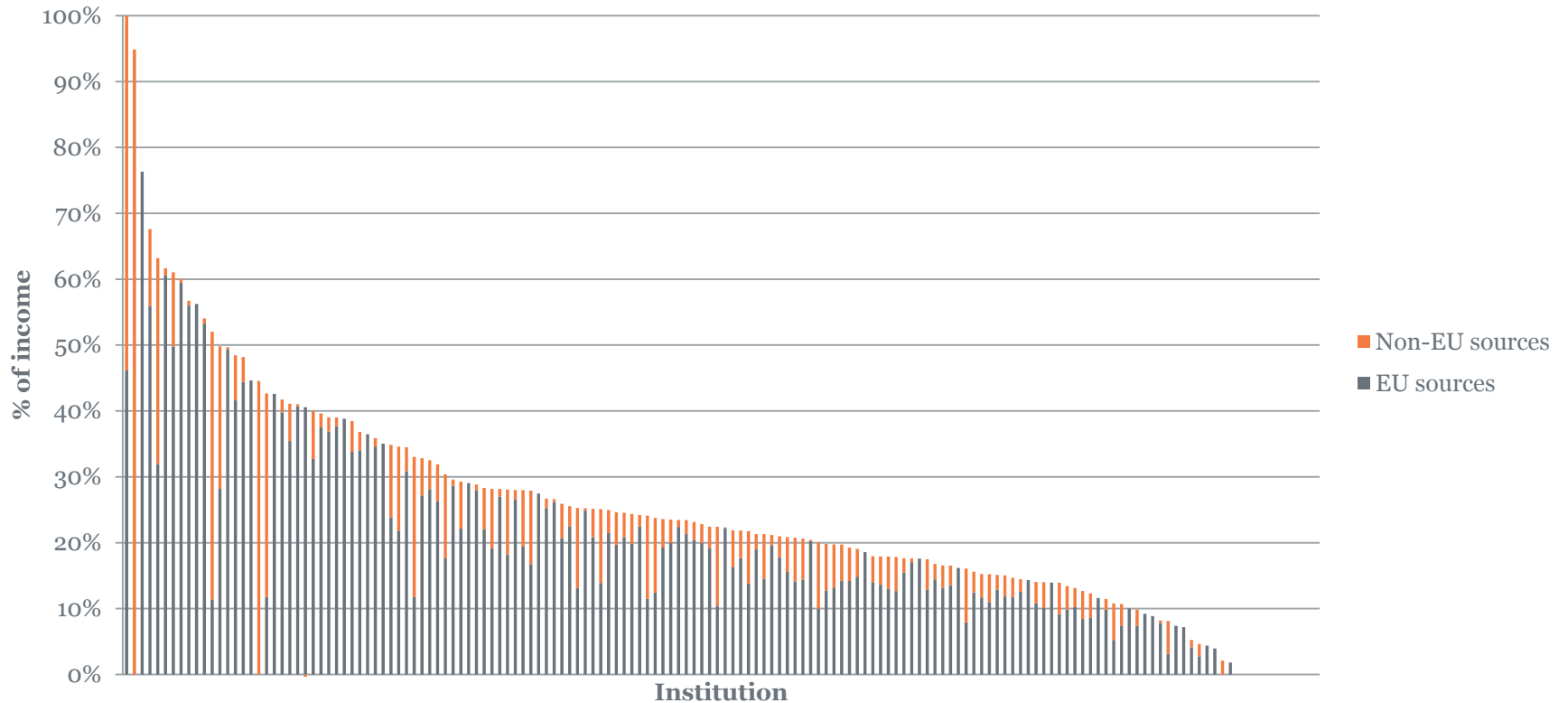
RESEARCH INCOME, 2014-15



RESEARCH INCOME FROM INTERNATIONAL SOURCES



RESEARCH INCOME BY SOURCE



BREXIT

- **2.5% OF THE ENTIRE UK SECTOR'S INCOME CAME VIA EU RESEARCH GRANTS AND CONTRACTS**
- **14% OF ALL RESEARCH GRANTS/CONTRACTS INCOME CAME FROM EU SOURCES, BUT FOR SOME INSTITUTIONS THIS WAS OVER 50%**
- **5.5% OF ALL STUDENTS COME FROM OTHER EU COUNTRIES, BUT THIS IS OVER 20% AT A NUMBER OF SPECIALIST INSTITUTIONS**
- **IN SCOTLAND, 9.5% OF STUDENTS ARE FROM OTHER EU COUNTRIES**
- **16% OF ALL ACADEMIC STAFF ARE OTHER EU NATIONALS, BUT THIS RISES ABOVE 25% IN MORE THAN 10 UNIVERSITIES (MAINLY RESEARCH INTENSIVES)**
- **THERE ARE C.31,000 EU NATIONALS EMPLOYED AS ACADEMIC STAFF ACROSS THE UK IN TOTAL**
- **11% OF ALL STAFF (I.E. THOSE ON ACADEMIC AND NON-ACADEMIC CONTRACTS) ARE OTHER EU NATIONALS; EQUAL TO 43,000 MEMBERS OF STAFF ACROSS THE SECTOR**

THE UK AND ITALY

- **BETWEEN 2011-16, ITALY WAS THE UK'S FOURTH LARGEST RESEARCH PARTNER COUNTRY, WITH 52,237 CO-AUTHORED PUBLICATIONS.**
- **THIS MAKES THE UK-ITALY PARTNERSHIP THE 17TH LARGEST COUNTRY-COUNTRY PARTNERSHIP IN THE WORLD (4TH LARGEST FOR THE UK, 2ND FOR ITALY).**
- **RELATIVE IMPACT OF UK-ITALY CO-AUTHORED ARTICLES WAS 0.057, MAKING IT THE 15TH HIGHEST-IMPACT COUNTRY-COUNTRY PARTNERSHIP IN THE WORLD BY THIS MEASURE (JOINT 4TH FOR THE UK, 2ND FOR ITALY).**
- **THE FIELD-WEIGHTED CITATION IMPACT OF ITALIAN RESEARCH INCREASED BETWEEN 2008-12, OVERTAKING GERMANY (3RD WORLDWIDE AFTER THE UK AND CANADA)**

H2020: UK AND ITALY

- **ITALY CURRENTLY THE 4TH MOST SUCCESSFUL COUNTRY IN HORIZON 2020 HAVING WON €1.94BN (2981 PARTICIPATIONS). THE UK IS THE 2ND MOST SUCCESSFUL, WITH €2.37BN (3473 PARTICIPATIONS).**
- **AS OF DECEMBER 2016, UK AND ITALIAN RESEARCHERS COLLABORATE IN 1,254 PROJECTS (2ND LARGEST PARTNER COUNTRY FOR BOTH COUNTRIES).**

AS OF JUNE 2017, THE UK HAS HOSTED MORE ITALIANS THROUGH MARIE SKŁODOWSKA-CURIE ACTIONS IN HORIZON 2020 THAN ANY OTHER NATIONALITY (296 ITALIAN FELLOWS SINCE 2014). 19 UK FELLOWS HAVE GONE TO ITALY.

THANK YOU

VIVIENNE STERN

VIVIENNE.STERN@INTERNATIONAL.AC.UK

 @UUKIntl